

# UpRight

## MB20/20N/26

# mast booms

vertical articulated lifts

Working heights up to  
26ft.(8m.) or 32ft.(10m.)

Working outreach to 10ft.(3m.)

Platform capacity for  
2 people and tools

Articulating jib

360° mast rotation

One-hand proportional control

Compact dimensions on MB20N  
32in.(810mm.) wide

12in.(300mm.) inside  
turning radius

Driveable while fully elevated

Automatic pothole protection

Non-marking tires

25% Gradeability

5 year structural warranty



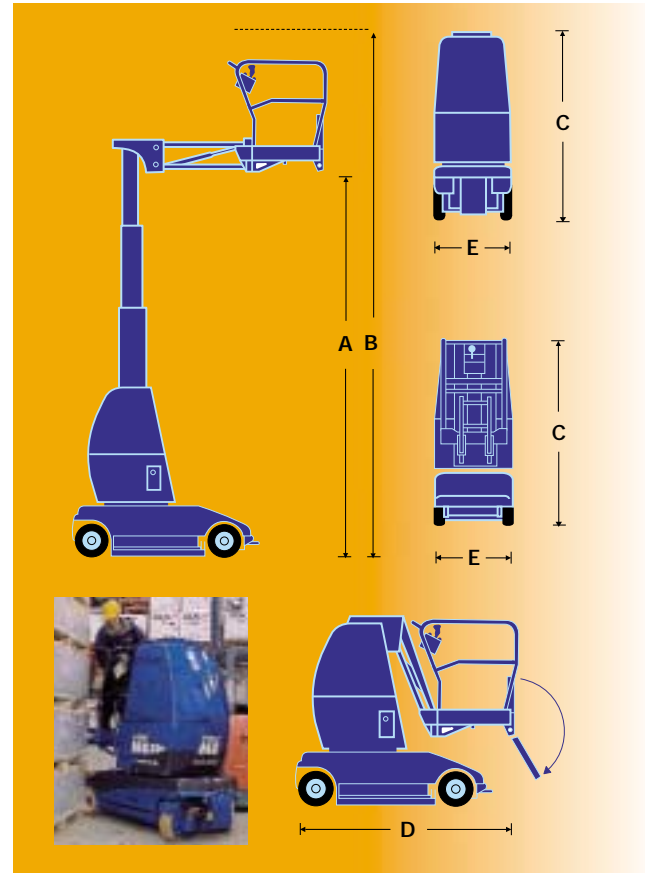
Photograph shown CE model



specifications	MB20N	MB20	MB26
platform height (max.) <b>A</b>	19ft. 8in. (6m.)	19ft. 8in. (6m.)	26ft. 3in. (8m.)
working height (max.) <b>B</b>	26ft. (8m.)	26ft. (8m.)	32ft. (10m.)
working outreach (max.)	6ft.. 11in. (2.13m.)	6ft. 11in. (2.13m.)	8ft. 2in. (2.5m.)
drive height (max.)	fully elevated	fully elevated	fully elevated
platform capacity	425lbs. (193kg.)	425lbs. (193kg.)	475lbs. (215kg.)
platform size	31in. x 29in. (0.78m. x 0.73m.)	31in. x 29in. (0.78m. x 0.73m.)	31in. x 29in. (0.78m. x 0.73m.)
stowed height <b>C</b>	6ft.. 5in. (1.98m.)	6ft.. 5in. (1.98m.)	6 ft. 5in. (1.98m.)
length <b>D</b>	8ft.. (2.2m.)	8ft.. (2.2m.)	9ft. 4in. (2.8m.)
width <b>E</b>	32in. (0.81m.)	39in. (0.99m.)	39in. (0.99m.)
gross weight	6,674lbs. (3,027kg.)	5,742lbs. (2,604kg.)	6,996lbs. (3,173kg.)
drive speed - stowed	1.9mph. (3.0km/h.)	1.9mph. (3.0km/h.)	1.9mph. (3.0km/h.)
- elevated	0.4mph. (0.7km/h.)	0.4mph. (0.7km/h.)	0.4mph. (0.7km/h.)
inside turning radius	11in. (0.3m.)	11in. (0.3m.)	11in. (0.3m.)
outside turning radius	6ft.. 1in. (1.85m.)	6ft. 10in. (2.1m.)	6ft. 10in. (2.1m.)
tail swing	9in. (250mm.)	5in. (140mm.)	5in. (140mm.)
jib arc	138 degrees	138 degrees	138 degrees
mast rotation	360° (non-continuous)	360° (non-continuous)	360° (non-continuous)
gradeability	25% (14 degrees)	25% (14 degrees)	25% (14 degrees)
control system	fully proportional controls		
power source	4 x 6V x 375 Ah batteries	4 x 6V x 375 Ah batteries	4 x 6V x 375 Ah batteries

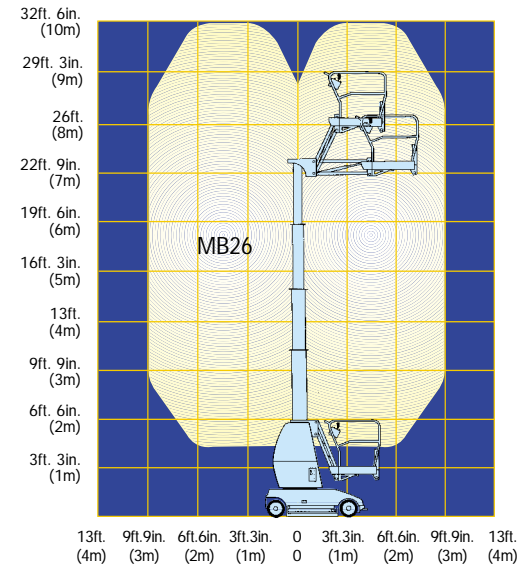
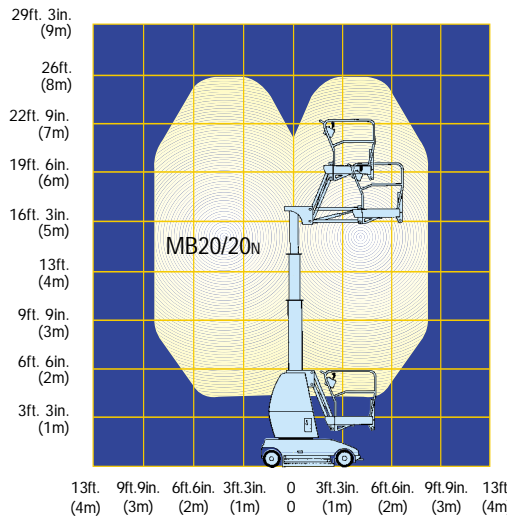
\* Working height in the U.S. is 6ft. above platform height. Metric working height is 2m. above platform height.

Specifications subject to change without notice. Photos and diagrams in this brochure are for promotional purposes only. Refer to appropriate UpRight Operator's manual for detailed instructions on the proper use and maintenance of this equipment.



## standard features

- Proportional one-handed control
- Ultra-tight inside turning radius
- Tilt alarm
- Two person basket
- Rated for outdoor use
- Solid non-marking tires
- Ground control station
- Self-seeking automatic charger with line contactor allowing AC/DC operation
- CE compliance
- Automatic battery top up
- 1 year parts/service
- 5 year structural warranty



## options

- Flashing amber beacon
- Power to platform (220V or 110V)
- Special paint colors
- Environmental green oil

Meets or exceeds applicable requirements of OSHA and ANSI A92.5 - 1999.

**CE** This product is available with the CE mark confirming compliance with all relevant European Machinery Directives

manufactured by  
**UpRight**

# UpRight

www.upright.com  
e-mail: marketing@upright.com

GLOBAL PROVIDER OF ACCESS SOLUTIONS

### MANUFACTURING

North America  
Tel + 1 (559) 662 3900  
Fax + 1 (559) 673 6184

Europe  
Tel + 353 1 620 9300  
Fax + 353 1 620 9301

### SALES

USA / The Americas  
Tel + 1 (559) 662 3900  
Fax + 1 (559) 673 6184

Europe/Africa/M. East  
Tel + 44 (0) 1952 685 200  
Fax + 44 (0) 1952 685 255

France  
Tel + 33 130 37 05 44  
Fax + 33 130 37 63 68

Germany  
Tel + 49 2103 98950  
Fax + 49 2103 989549

Singapore  
Tel + 65 6324 1322  
Fax + 65 6225 5157

Australia  
Tel + 61 2 9748 6200  
Fax + 61 2 9748 6255

P. R. China  
Tel + 86 21 63390190  
Fax + 86 21 63390191

Japan  
Tel + 81 3 5765 6841  
Fax + 81 3 5765 6840